



सत्यमेव जयते

ACCOUNTS AT A GLANCE 2010-2011

Chief Controller of Accounts.
Ministry of Information & Broadcasting.
Government of India.
Shastri Bhavan.
New Delhi - 110 001.

P R E F A C E

I have great pleasure to present “Accounts at a Glance” for the year 2010-11.

This publication provides a broad view of the Government activities pertaining to the Ministry of Information & Broadcasting, as reflected in the Union Finance and Appropriation Accounts. Efforts have been made to present a meaningful information in logical, cohesive and analytical way through charts, diagrams, graphs etc.

I trust that the material will serve a useful reference document. Comments and suggestions for improvement are welcome.

CHIEF CONTROLLER OF ACCOUNTS

**September, 2011
NEW DELHI**

CONTENTS

Chapter	Subject	Page
1.	Objectives & Programmes	1 – 7
2.	Accounting Organisation & scope of Internal Audit	8 – 15
3.	Highlights of Accounts	16 - 21
4.	Expenditure Analysis	22 - 26
5.	Analysis of Receipts	29 - 36

Chapter - I

OBJECTIVES & PROGRAMMES

The Ministry of Information & Broadcasting, through the mass communication media consisting of radio, television, films, the press, publications, advertising and traditional modes of dance and drama, plays an effective role in helping the people to have access to free flow of information. The Ministry is involved in catering to the entertainment and intellectual needs of various age groups and focusing attention of the masses towards issues of national integrity, environmental protection, health care & family welfare, eradication of illiteracy and issues relating to women, children and other weaker sections of the society. At present the activities of the Ministry can broadly be divided into 3 Sectors i.e. the Films Sector , Information Sector and Broadcasting Sector. These Sectors operate through specialized media units and other functional units, which are as follows: -

The Films Sector:-

- Films Division
- Directorate of Film Festival
- National Film Archives of India
- Children Film Society of India
- Central Board of Film Certification
- National Film Development Corporation
- Film and Television Institute of India, Pune
- Satyajit Ray Film and Television Institute, Kolkata

Information Sector:-

- Publications Division
- Directorate of Field Publicity
- Press Information Bureau
- Directorate of Advertising & Visual Publicity
- Photo Division
- Song & Drama Division
- Research Reference & Training Division
- Press Council of India
- Indian Institute of Mass Communication
- Registrar of Newspapers
- Employment News

Broadcast Sector :-

- _ Prasar Bharati
- _ Electronic Media Monitoring Services

FILMS SECTOR :-

FILMS DIVISION (FD):-

Films Division is primarily responsible for recording march of events and the socio-economic progress of the country through documentaries released to theatres for public information, education, motivation and for cultural purposes. During 2010-2011, a sum of Rs 37.95 crore were spent by Films Division on its various activities against sanctioned budget provision of Rs. 40.71 crore. Revenue earned by the Division during the year was Rs.5.81 crore.

DIRECTORATE OF FILMS FESTIVALS (D.F.F.):-

The Directorate is primarily responsible for promotion of good cinema by organizing National and International Films Festivals in India, and promotion of Indian films within the country and abroad. During 2010-2011 this Directorate against budgeted figures of Rs. 14.18 crore incurred a sum of Rs.13.68 crore.

NATIONAL FILM ARCHIVE OF INDIA (N.F.A.I.):-

This Institute is mainly concerned with acquisition and preservation of National Cinema, the best of world cinema, its documentation and research and promotion of healthy film culture in the country. During 2010-2011, expenditure incurred by this Institute was Rs 13.15 crore against the budget grant of Rs. 13.42 crore.

CHILDREN FILM SOCIETY OF INDIA :-

Children Film Society, a registered autonomous Society, produces, distributes and exhibits films specially made for children. The Ministry has released Rs.5.53 crore as Grants-in-aid to this organization during 2010-2011.

FILM AND TELEVISION INSTITUTE OF INDIA (F.T.I.I.):-

The Film Institute of India was set up at Pune in 1960. During the year 1970, Television wing was added to the Institute and it was re-designated as Film and Television Institute of India. FTII provides the latest education and technological experience in the art and technique of Film making and Television production. The Ministry has released Rs. 21.44 crore as Grants –in-aid to FTII, Pune and against which Rs. 21.44 crore was spent during the year 2010-11.

SATYAJIT RAY FILM AND TELEVISION INSTITUTE , KOLKATA (S.R.F.T.I):-

Satyajit Ray Film and Television Institute was established by the Govt. of India in 1995 as an autonomous academic institution. The Institute offers courses leading to diploma in Direction, Motion Picture Photography, Diploma in Editing and Sound Recording. The Institute is directly financed by the Min. of I&B. The total Grants for 2010-11 is Rs. 13.18 crore against which an expenditure of Rs. 13.18 crore was incurred.

CENTRAL BOARD OF FILM CERTIFICATION (C.B.F.C.):-

This unit carries out the statutory function of certifying feature films including video films for public exhibition. Expenditure incurred by this unit during 2010-11 was Rs 5.78 crore against the sanctioned Budget provision of Rs. 7.06 crore. Revenue earned during the year 2010-11 was Rs. 7.43 Crore.

NATIONAL FILM DEVELOPMENT CORPORATION (N.F.D.C.):-

The N.F.D.C. is a Public Sector Undertaking under the Ministry of Information and Broadcasting. NFDC is engaged in Film finance, Theatre finance, distribution of films, Export and Import of films, co-production of films, telecast of movies on Doordarshan and subtitling of films. During the year 2010-11 NFDC had incurred Rs.14.99 Crore on film production in various languages.

INFORMATION SECTOR:

PUBLICATION DIVISION (D.P.D.):-

This Division is the biggest publishing house in the public sector and it publishes priced books, journals (Including Magazines and Employment News) and other printed material in English, Hindi and Regional languages on a wide variety of subjects. These range from National policies and programs to people and places and from biographies and books for children to work on art and culture. During 2010-2011 this Division against the budgeted figure of Rs.23.58 crore incurred a sum of Rs.23.48 crore. Revenue earned by Publication Division during the year was Rs. 7.31 crore.

EMPLOYMENT NEWS:-

Employment News , a weekly, is published in English, Hindi and Urdu. It is the flagship publication journal of the Publication Division, Ministry of Information and Broadcasting, Govt. of India. The target of the weekly is basically the Civil Services aspirants, candidates appearing for competitive exams and interviews, young people on the threshold of taking a decision on careers and professions. The mandate of the weekly is to inform and educate young people so that they can make the wise choice in their lives and careers. The expenditure of the

Employment News Services was Rs. 25.66 crores against the budget provision of Rs. 25.86 crore during the year 2010-11. Revenue earned by Employment News during the year 2010-11 was Rs. 55.50 Crore.

DIRECTORATE OF FIELD PUBLICITY:-

This Directorate is engaged in publicity work of policies programmes and achievements of the Government through film shows, song and drama sequence, group discussion, debates and seminars etc. through its district level field units. Expenditure incurred by this Directorate during 2010-2011 was Rs. 40.14 crore, against budgeted provision of Rs. 41.18 crore.

PRESS INFORMATION BUREAU (P.I.B.):-

The Press Information Bureau is a principal agency of Govt. of India for informing the people about its policies, programme and activities. As Government's main channel of communication with the media, Press Information Bureau puts out information on Government policies, programmes and activities, provides feedback on press and public reaction to these activities and advises the Government on its information policy.

To cater to the needs of Indian as well as foreign correspondents, the Bureau has set up the National Press Centre at New Delhi equipped with state of the art communication facilities. During the year 2010-2011, PIB incurred an expenditure of Rs. 59.20 crore against budget provision of Rs. 62.06 crore.

DIRECTORATE OF ADVERTISING AND VISUAL PUBLICITY (D.A.V.P.):-

This Directorate is the nodal agency of the Government of India to plan and execute publicity campaign through press advertising and other printed material on behalf of All Government Ministries. During 2010-2011 this office against budget provision of Rs. 116.77 crore spent a sum of Rs. 116.10 crore. The receipts of the department during the year was Rs. 0.30 crore.

PHOTO DIVISION:-

The Photo Division is a centralized Photographic production unit and the biggest photographic archive of important events from pre independence period to date as also events related to the socio-economic and developmental growth of the country. This unit documents photographically the development programmes undertaken by the Government of India. During the year 2010-2011, a sum of Rs 4.11 crore was incurred against the budgeted provision of Rs 4.38 crore.

SONG AND DRAMA DIVISION (S&D):-

The Song & Drama Division utilizes the live entertainment media for the purpose of creating awareness among the people about various national programs of socio-economic importance. It utilizes a wide range of performing arts such as Drama, Dance drama , puppet shows, folk recitals, folk and traditional plays besides light and sound programs. Through live entertainment, this media unit makes the masses aware of the various national programmes and objectives through departmental and private registered troops. During 2010-2011 this division utilized Rs.27.77 crore against the sanctioned budgeted provision of Rs.28.46 crore.

RESEARCH REFERENCE AND TRAINING DIVISION (RR&TD):-

This Division is mainly engaged with documentation of materials relating to research, reference and background papers. This division incurred an expenditure of Rs. 1.63 crore during 2010-2011 against sanctioned budget provision of Rs. 1.85 crore .

PRESS COUNCIL OF INDIA (P.C.I.):-

Press Council of India is a statutory autonomous body, established under an Act of Parliament, the Press Council of India Act 1978, with the objective of preserving freedom of the press and improving standard of newspapers and news agencies in the country. It collects money from registered newspapers and news agencies to meet part of its expenditure. During the year 2010-11 Grants-in-Aid amounting to Rs. 4.89 crore was released to PCI.

INDIAN INSTITUTE OF MASS COMMUNICATION (I.I.M.C.):-

Indian Institute of Mass Communication imparts training to personnel in the mass media. It facilitates research in planning and efficient use of resources for development of mass media. The Institute conducts courses in journalism and advertising and included candidates from developing countries. Rs. 7.87 crore against budget of Rs 7.87 crore was released as grants-in-aid to I.I.M.C. during the year 2010-2011.

REGISTRAR OF NEWSPAPERS FOR INDIA (R.N.I.):-

The Unit maintains an up to date record and statistics of newspapers/periodicals published in the country, clean titles of new publications and verified circulation claim of publishers. Besides, it also formulates newsprint allocation policy every year and certifies the essentiality for the import of printing

machinery and allied machinery. In the year 2010-2011, a sum of Rs. 3.80 crore was utilized by this department on its various activities against budgeted figure of Rs.4.09 crore.

BROADCAST SECTOR:-

Electronic Media Monitoring Centre (EMMC):-

The central Monitoring Services (CMS) has been renamed and it has been known as Electronic Media Monitoring Centre (EMMC) now. It monitors news and news-based programmes of important foreign Radio and Television networks. Everyday the organization brings out a report containing all the material monitored on that day. Besides, EMMC also brings out two weekly reports – a Weekly Analytical Report giving an analysis of the important news items of the week and a Weekly Special Report based on the anti-India-propaganda, if any. The EMMC has two fields units – one at Jammu and the other in Kolkata and it comes under the administrative control of Ministry of Information and Broadcasting w.e.f. 1.4.2003. During the year 2010-2011 a sum of Rs.3.77 crore were utilised by this Centre on various activities against budgeted provision of Rs. 4.04 crore .

PRASAR BHARTI (BROADCASTING CORPORATION OF INDIA) :-

Prasar Bharti was established in the year 2000 as an autonomous body with the objective to give more autonomy to Doordarshan and All India Radio. Grants in aid amounting to Rs.1578.23 crore and loan amounting to Rs.415.92 crore was released to Prasar Bharti during the year 2010-11.

GRANT No. 59
MEDIA UNIT- WISE BUDGETARY PROVISION FOR THE YEAR 2010-2011
(In thousands of rupees)

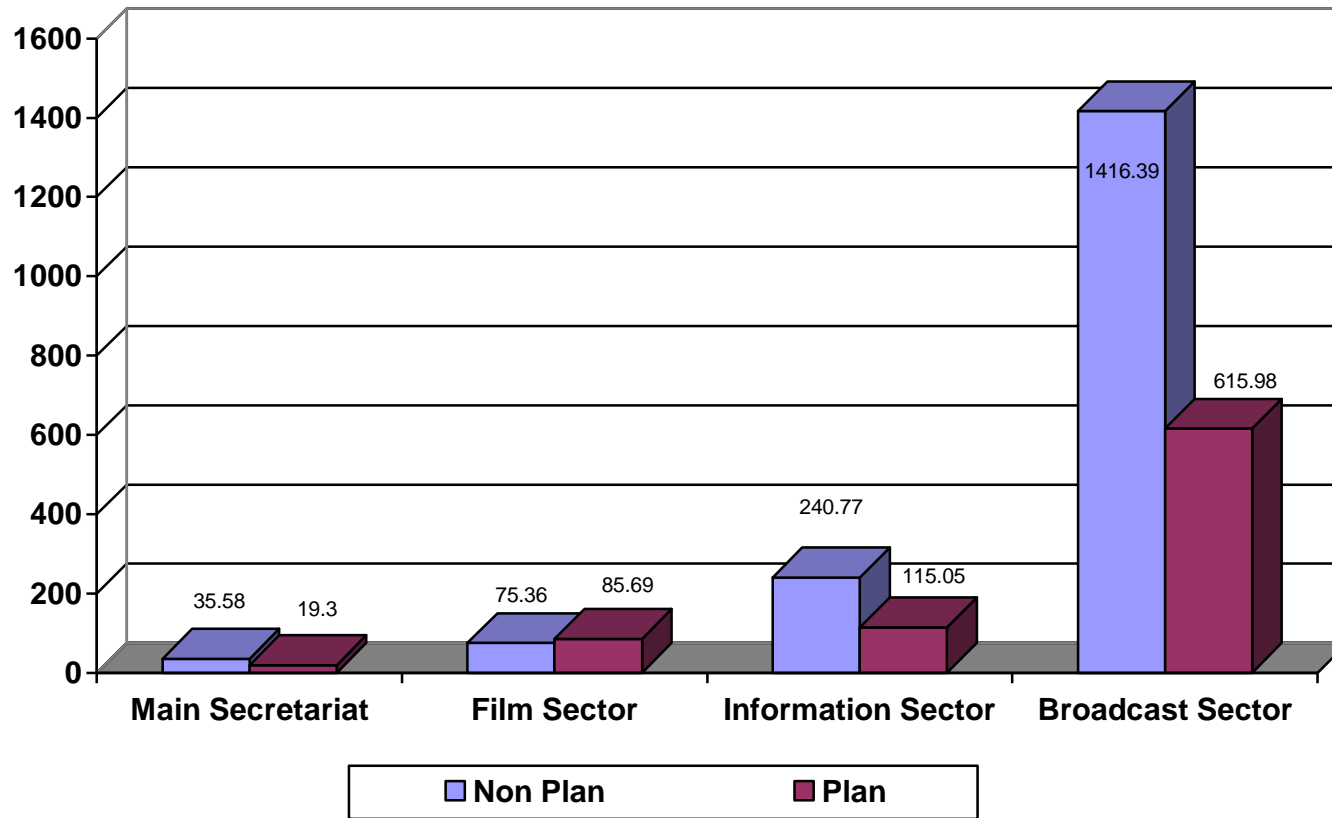
Sl.. No	MEDIA	BUDGET ESTIMATE(Final)	
		PLAN	NON-PLAN
1	SECRETARIAT	193002	355797
	SUB-TOTAL	193002	355797
2	FILM SECTOR		
	-Film Division (FD)	61065	346040
	-Film Certificate Appellate Tribunal	--	1100
	-Central Board of Film Certification	12330	58300
	-Acquisition of Equipment for CBFC	10000	
	-National Film Archive of India (NFAI)	99900	34270
	-Children Film Society	40000	15300
	-Film & Television Institute of India, FTII, Pune	70000	144400
	-Directorate of Film Festival	49419	92400
	-Upgradation of Print Unit of Dir. of Film Festival	10000	
	-Satyajit Ray Film & Television Institute Kolkata	70000	61800
	-Setting up of Museum of Moving Images (FD)	340000	
	-Film Festival Complex-Addition & Alteration	64200	--
	-Investment in NFDC	30000	
	SUB-TOTAL	856914	753610
3	INFORMATION SECTOR		
	-Employment News	600	257955
	-Publication Division	1000	234770
	-Acquisition of Equipment for Publication	1600	
	-Photo Division	8650	35153
	-Song & Drama Division	62200	222400
	-Directorate of Field Publicity	4700	407100
	-Registrar of Newspaper for India	1700	39200
	-Press Information Service	250010	419491
	-Dte. of Advertising & Visual Publicity (DAVP)	494900	672799
	-Research & Training in Mass Communication	7000	90235
	-Acquisition of Equipments for IIMC	10000	--
	-Building & Housing Project for IIMC	20000	--
	-International Cooperation	--	28600
	-Acquisition of Equipment for DFP	7515	--
	-Acquisition of Equipment for S&DD	500	--
	-Sochna Bhawan	180000	
	-Setting up of National Press Centre & Mini Media	100000	--
	-Building & Towers for Private FM Radio Stations	100	
SUB-TOTAL	1150475	2407703	
4.	BROADCAST SECTOR		
	-Electronic Media Monitoring Centre	21800	40390
	-Prasar Bharti (Grants-in-aid)	1738800	14123500
	-Prasar Bharti (Loan)	4399200	--
SUB-TOTAL	6159800	14163890	
GRAND TOTAL		8360191	17681000

For Graphical Representation see Graph No. 1

GRAPH NO.1

MEDIA UNIT – WISE BUDGETARY PROVISION 2010-2011

(Rs. In Crores)



Chapter - 2

THE ACCOUNTING ORGANISATION & SCOPE OF INTERNAL AUDIT

The Secretary of Ministry of Information and Broadcasting, besides being the administrative head of the Ministry, is also designated as the Chief Accounting Authority. The Secretary performs this function with the assistance of Additional Secretary & Financial Advisor and Chief Controller of Accounts.

The Chief Controller of Accounts is the administrative head of the Accounting Organization, and exercises this function with the assistance of a Controller of Accounts, one Deputy Controllers of Accounts and 14 Pay & Accounts Officers. The Pay & Accounts Offices are located at Delhi, Mumbai, Calcutta, Chennai, Lucknow, Nagpur and Guwahati..

The responsibilities of Accounting Organizations are :-

1. Expenditure Control over Appropriation
2. Timely accounting of receipts and expenditure.
3. Compilation and consolidation of Accounts of the Ministry of Information and Broadcasting for onward submission to the Controller General of Accounts, Ministry of Finance.
4. Formulation of Receipt budget.
5. Ensuring prompt payments.
6. Speedy settlement of Pension, Provident Fund and other claims.
7. Internal Audit of the Ministry and Media Units.
8. Making available accounting information to concerned authorities.
9. Internal Finance Advisory functions for the Directorate of Film Festival, Press Information Bureau and Directorate of Field Publicity., Publication Division, Research Reference and Training Division.

COMPUTERISATION

Keeping in view the emerging requirements of advanced technology and immediate information needs, the office of the Chief Controller of Accounts aims at providing a complete and comprehensive computer based financial information system.

Computerization of Expenditure Accounting has also been implemented in the pay & Accounts Offices of the Ministry of Information & broadcasting through the mainstream accounting packages IMPROVE and CONTACT, which have been developed by the NIC in consultation with the O/o Controller General of Accounts. IMPROVE is the expenditure accounting software designed for the Pay & Accounts Offices. CONTACT was designed for use in Principal Accounts Office for compilation of Monthly Accounts received from Pay & Accounts Offices. IMPROVE has been replaced with an upgraded package called COMPACT. COMPACT is a multi-user software covering all the functions of Pay & Accounts Offices.

Presently in 6 PAOs, voucher level computerization is done using the Software COMPACT . The PAOs are rendering their Monthly Accounts to the Pr. Accounts Office through floppies. Principal Accounts Office is sending Monthly Account to O/o Controller General of Accounts online through E-lekha module. All stages like precheck, cheque writing, cheque review, scrolls, TEs and consolidation is being done using this package.

The record relating to New Pension Scheme is also been maintained by NSDL. All the PAOs are uploading details of subscription and general information to National Security Depository Limited.

Website

Summary of Receipts and Expenditure of monthly account is being displayed in the website of Ministry of Information & Broadcasting every month with corresponding figures of previous year.

IRLA (INDIVIDUAL RUNNING LEDGER ACCOUNTING SYSTEM)

After departmentalization of Accounts of all the Ministries in 1976 Pay & Accounts Office (IRLA) came into existence along with other departmentalized PAOs of other Ministries. Idea of IRLA system (Individual Running Ledger Account) is to keep all service and payment details in a centralized system so that officers of media units of Ministry of Information and Broadcasting and Prasar Bharati, who have all India transfer liability can draw their Salary without any hassle. Pay & Accounts Office (IRLA) is maintaining service and salary records of almost 50 media units of Ministry of Information and Broadcasting and Prasar Bharati located in 692 cities all over India. This office maintains service records and disburse Salary payments of approximate 1700 serving officers. The office also maintains Service Records of almost 11000 retired officers of Ministry of Information and Broadcasting and Prasar Bharati. This office is headed by one officer of the rank of Deputy Controller of Accounts from Indian Civil Accounts Service. There are 4 Accounts Officers and 8 Assistant / Junior Accounts Officers. This office is one of the first offices in Govt. of India to implement various aspects of e-governance and also perhaps first Pay and Accounts Office, which has introduced Electronic Clearing Service of RBI for Salary payments to the officers. From May, 2003, all pension cases have been finalized on the date of retirement itself, except those cases where cases have not been forwarded by the concerned Directorate/Headquarter. Efforts are underway to upgrade the existing software so as to provide better services to all the IRLA Officers.

INTERNAL AUDIT

The work of audit in the Ministry of Information and Broadcasting is carried out in accordance with the instructions and procedures as laid down in the Internal Audit Manual. Audit Reports are instrumental in checking in fructuous expenditure and guiding the administration for improvement of financial health.

There are 692 units (Prasar Bharati 589 and Non-Prasar Bharati – 103) under various media units of the Ministry spread throughout the length and breadth of the country, which fall within the preview of Internal Audit. For the sake of convenience and economy, four Zonal Internal Audit parties have been established, namely, North Zone, South Zone, West Zone and East Zone located at New Delhi, Chennai, Mumbai and Kolkata respectively and the work of Internal Audit is distributed amongst these four zones for coverage of Audit falling under their peripheral areas. An Accounts Officer heads each zonal Internal Audit office. The audit reports of different units are issued by the concerned zonal parties directly and copies are sent to HQs for review and follow up. The Internal Audit reports are reviewed at the HQs and important Paras are taken up by the CCA/CA with the divisional heads for early settlement.

During the year 2010-11, general audit of 59 units (Prasar Bharati and non Prasar Bharati units) was conducted by Internal Audit. On constant discussion and follow-up by the Internal Audit (HQ/Zonal Offices) with the concerned units audited upon have led to a substantial improvement in overall maintenance of accounting as well as administrative records.

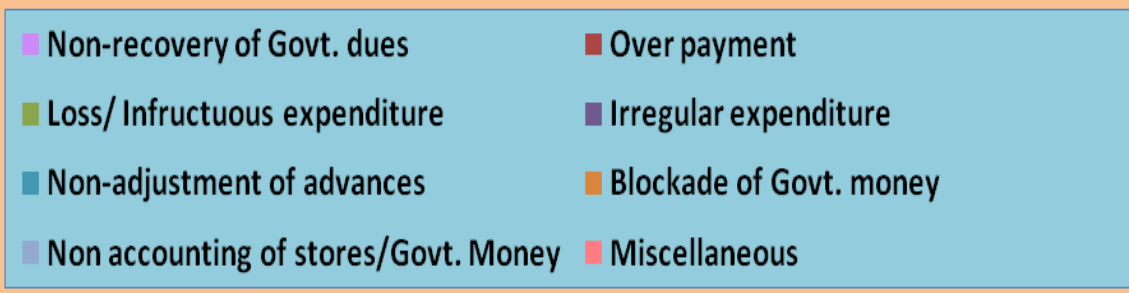
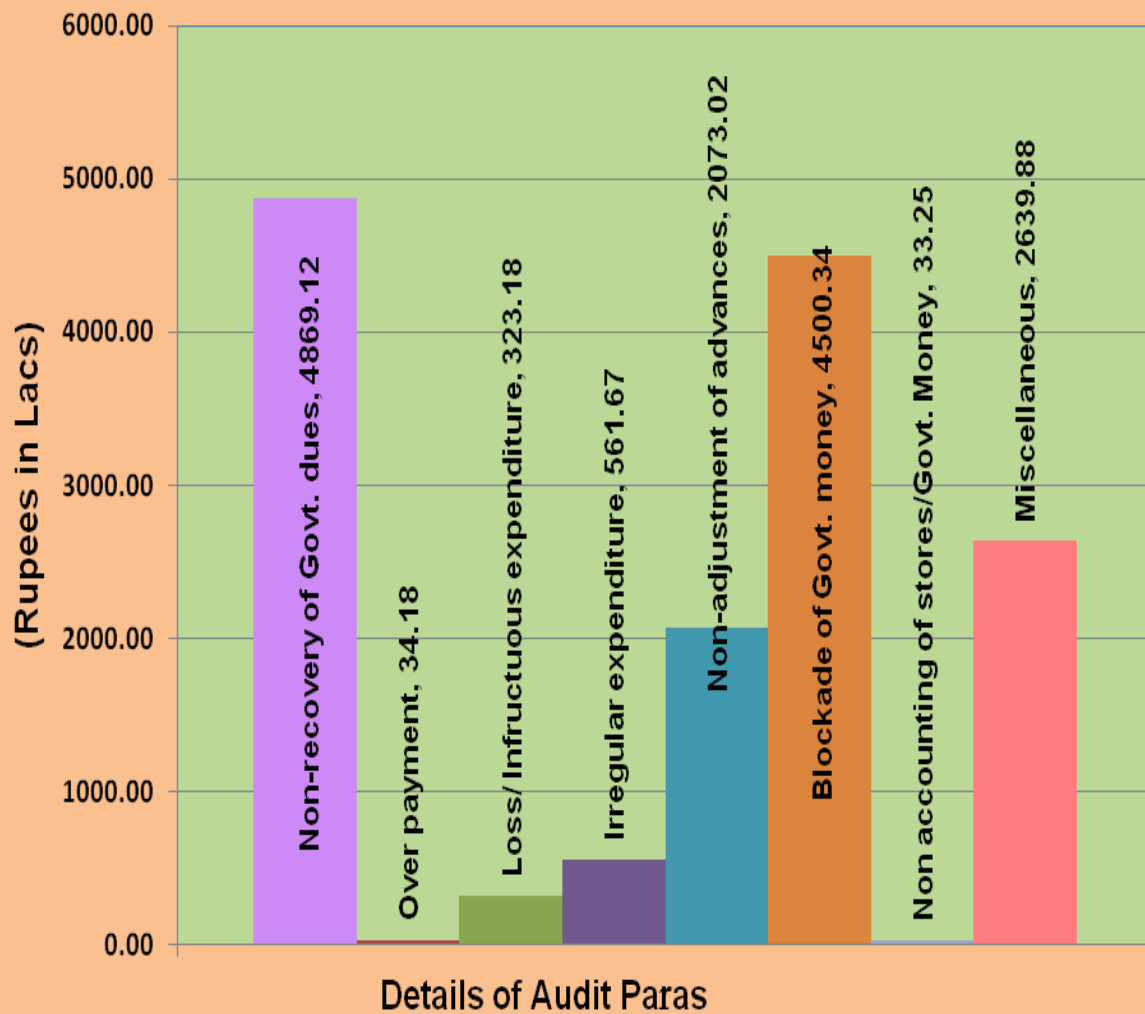
The Internal Audit Reports have helped in checking some major irregularities involving substantial sum of money such as:-

(a)	Non-recovery of Govt. dues	Rs.	4869.12 lacs.
(b)	Over payment	Rs.	34.18 lacs.
(c)	Loss/ Infructuous expenditure	Rs.	323.18 lacs.
(d)	Irregular expenditure	Rs.	561.67 lacs.
(e)	Non-adjustment of advances	Rs.	2073.02 lacs.
(f)	Blockade of Govt. money	Rs.	4500.34 lacs.
(g)	Non accounting of stores/Govt. Money	Rs.	33.25 lacs.
(h)	Miscellaneous	Rs.	2639.88 lacs.
Total			15034.64 Lacs.

A head-wise and amount-wise chart is also enclosed.

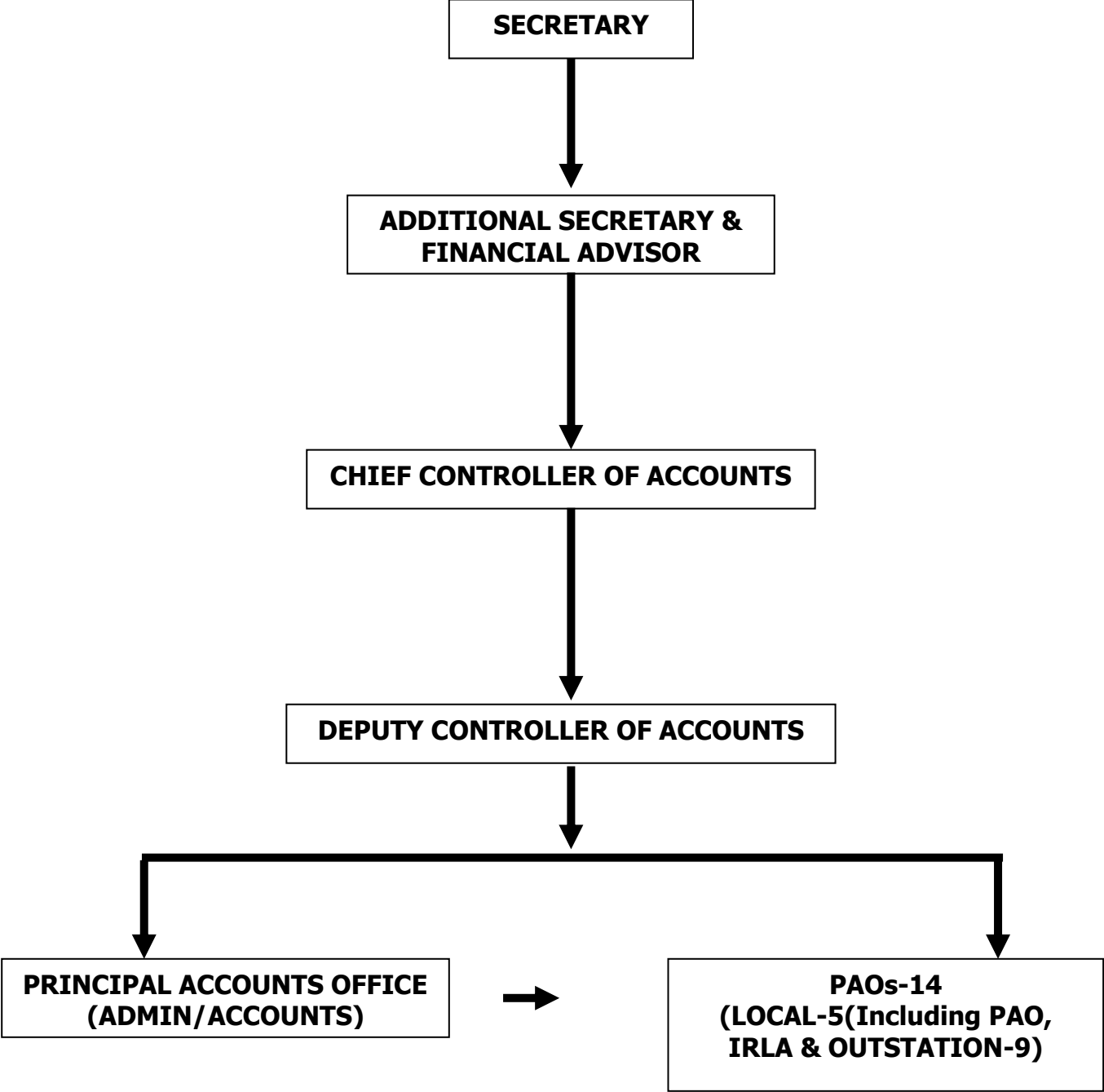
Internal Audit involved on the spot inspection of the units and Internal Audit reports were discussed with Head of the Departments/Head of offices by the Head of Inspection Party. Common general irregularities were highlighted for adopting corrective measure in future. Internal audit reports work in the positive direction so that financial accountability, economy in expenditure linked to physical target and goal achievement may mark sound financial management for the Govt. of India.

Major Paras raised by Internal Audit Wing and the amount Involved



ACCOUNTS ORGANISATION

MINISTRY OF INFORMATION & BROADCASTING



Chapter - 3

HIGHLIGHTS OF ACCOUNTS

MINISTRY OF INFORMATION & BROADCASTING 2010-2011

Finance Accounts

Finance Accounts reflect the account of Ministry of Information & Broadcasting as a whole. They present the accounts of receipts and outgoing from the Consolidated Fund of India and Public Accounts along with the financial results, account of public debt, other liabilities and assets as recorded in the accounts.

The expenditure account of the Ministry of Information & Broadcasting depicts the picture of total receipts and total disbursements under Revenue, Capital in respect of Grant No.59 during the year 2010-2011. The total receipts of the Ministry were Rs. 431.72 crore. Out of this the Revenue Receipts amounted to Rs. 429.11 crore and Capital Receipt Rs. 2.61 crore through Loan & Advance.

Receipts & Disbursements

The receipts and disbursements of Public Account Heads mainly appear under Major Head "8009 State Provident Fund", "8011 Insurance and Pension Funds", "8443 Civil Deposits", "8658 Suspense Account". "8670 Cheques and Bills" and "8675 Deposits with RBI".

During 2010-2011, total Receipts and disbursements under Revenue, Capital and Public Account Heads were as below:

(Rupees in crores)

	Receipts	Disbursement
Revenue Section	429.11	2541.37
Capital Section	2.61	724.06
Public Account	3880.39	1046.68

Expenditure:

Revenue Expenditure:

The total revenue expenditure under Grant No..59 during 2010-2011 was Rs. 2063.64 crore against the Budget Provision Rs 2269.70 crore. This includes the expenditure of Rs.37.95 crore relating to Film Division, Rs 13.15 crore of NFAI, Rs.13.18crore of Satyajit Ray Film and Television Institute, Kolkata, Rs. 7.87 crore of Indian Institute of Mass Communication, Rs.116.10 crore of DAVP, Rs. 59.20 crore of PIB, Rs. 3.80 crore of Registrar of News Papers for India, Rs.40.14 crore of Directorate of Field Publicity, Rs. 27.77 crore of Song & Drama Division, Rs. 25.66 crore of Employment News, and Rs.53.50 crore of Main Sectt. and under MH-2221 – Prasar Bharati Rs. 1578.23 crore.

Capital Expenditure:

Expenditure under Capital grant was Rs. 494.67 crore against the budget provision of Rs. 523.64 crore under Grant No.59. The overall savings in Grant No.59 in capital head was Rs. 33.11 crore.

Accounts Highlights

Financial Year 2010-2011

Grant No. 59

(Rs. in crore)

SI. NO	ITEM	FINAL BUDGET	ACTUALS	VARIATION
1.	Revenue Receipts			
	Tax Revenue		14.59	
	Non Tax Revenue		414.52	
	Capital Receipts			
	Loans & Advances		2.61	
	Total Receipts		431.72	
2.	Expenditure Non Plan			
	On revenue A/c Voted	1768.10	1757.40	10.70
	Charged	--	--	--
	On Capital A/c Voted	--	--	--
3.	Plan			
	On Revenue A/c Voted	316.53	306.24	10.29
	Charged	--	--	--
	On Capital A/c Voted	519.49	494.67	24.82
4.	Total Revenue Exp. Voted	2084.63	2063.64	20.99
	Charged	--	--	--
	Total Capital Exp. Voted	519.49	494.67	24.82
5	Total Expenditure Voted	2604.12	2558.31	45.81
	Charged	--	--	--

FUND FLOW

Financial Year 2010-2011

(Rs. in Crore)

RECEIPTS (Cr.)		DISBURSEMENTS (Dr.)	
Consolidated Fund of India		Consolidated Fund Of India	
Revenue Receipts		Revenue Expenditure	
Tax Revenue	14.59	General Services	299.11
Non-Tax Revenue	414.52	Social Services	2195.05
		Economic Services	155.25
		Grants-In-Aid & Contribution	0.02
Capital Receipts		Charged Expenditure	103.61
Loan Recoveries	2.61	Capital	
		General Service	11.43
		Social Services	78.67
		Economic Services	0.01
		Loans and Advances	416.78
		Charged Expenditure	5.50
Total (C.F.I)	431.72	Total (C.F.I)	3265.43
Public Accounts		Public Accounts	
Small Savings Provident Fund	424.83	Small Savings Provident Fund	278.62
Reserve Fund	--	Reserve Fund	0.05
Deposits and Advances	68.90	Deposits and Advances	89.88
Remittances		Remittances	--
Suspense and Misc.	3386.66	Suspense and Misc.	678.13
Total (Public Accounts)	3880.39	Total (Public Accounts)	1046.68
Total Receipts	4312.11	Total Disbursements	4312.11

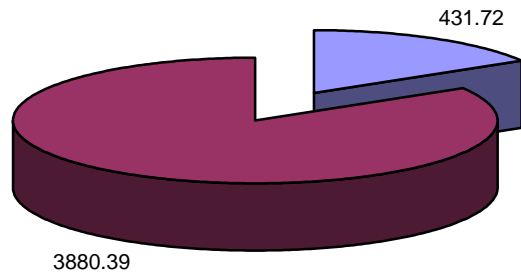
For Graphical Representation see Graph No. 2

GRAPH NO.2

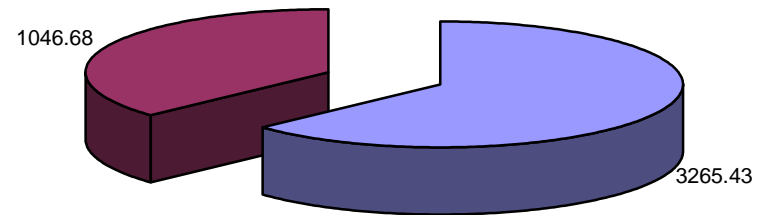
FUND FLOW DURING 2010-2011

(Rs. In Crores)

RECEIPTS



DISBURSEMENT



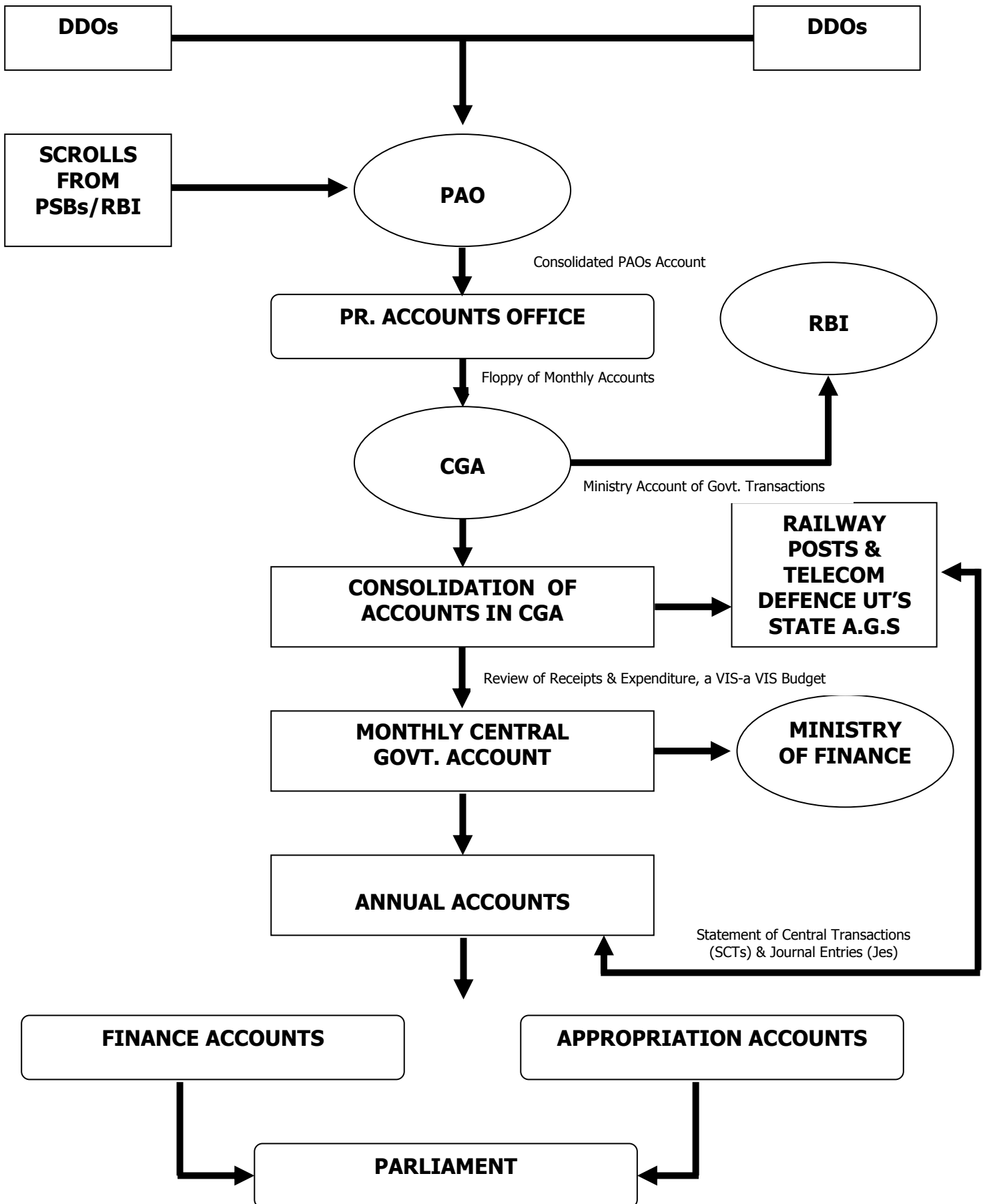
Total Budget Outlay and Expenditure 2010-2011

Grant No. 59

(Rs. in crores)

Section	Final Budget	Expenditure
Revenue Section		
Plan	316.53	306.24
Non-Plan	1768.10	1757.40
Total	2084.63	2063.64
Capital Section		
Plan	519.49	494.67
Non-Plan	--	--
Total	519.49	494.67
Grand Total	2604.12	2558.31
Variations between Budget & Expenditure	45.81	

ACCOUNTING OPERATIONS – AN OVERVIEW



Chapter 4

Expenditure Analysis - 2010-2011

During the year 2010-2011 under Grant No. 59 the Gross expenditure was Rs.2558.31 crore against the budgetary provisions of Rs. 2604.12 crore . There was an overall saving of Rs.45.81 crore. Details of savings, and reasons thereof, have been discussed in the subsequent Chapter. The expenditure trends shows an increasing trend in the past few years. The sectoral analysis reveals that the major expenditure is on the Social sector. The major trends, components of expenditure etc. are explained in the form of Appropriation Tables and diagrams here below:

Expenditure Analysis 2010-2011

(Rs. In crore)

GR.NO.		Revenue	Capital	Total
59	Voted	2063.64	494.67	2558.31
	<i>Charged</i>	--	--	--

Total Plan & Non-Plan Expenditure

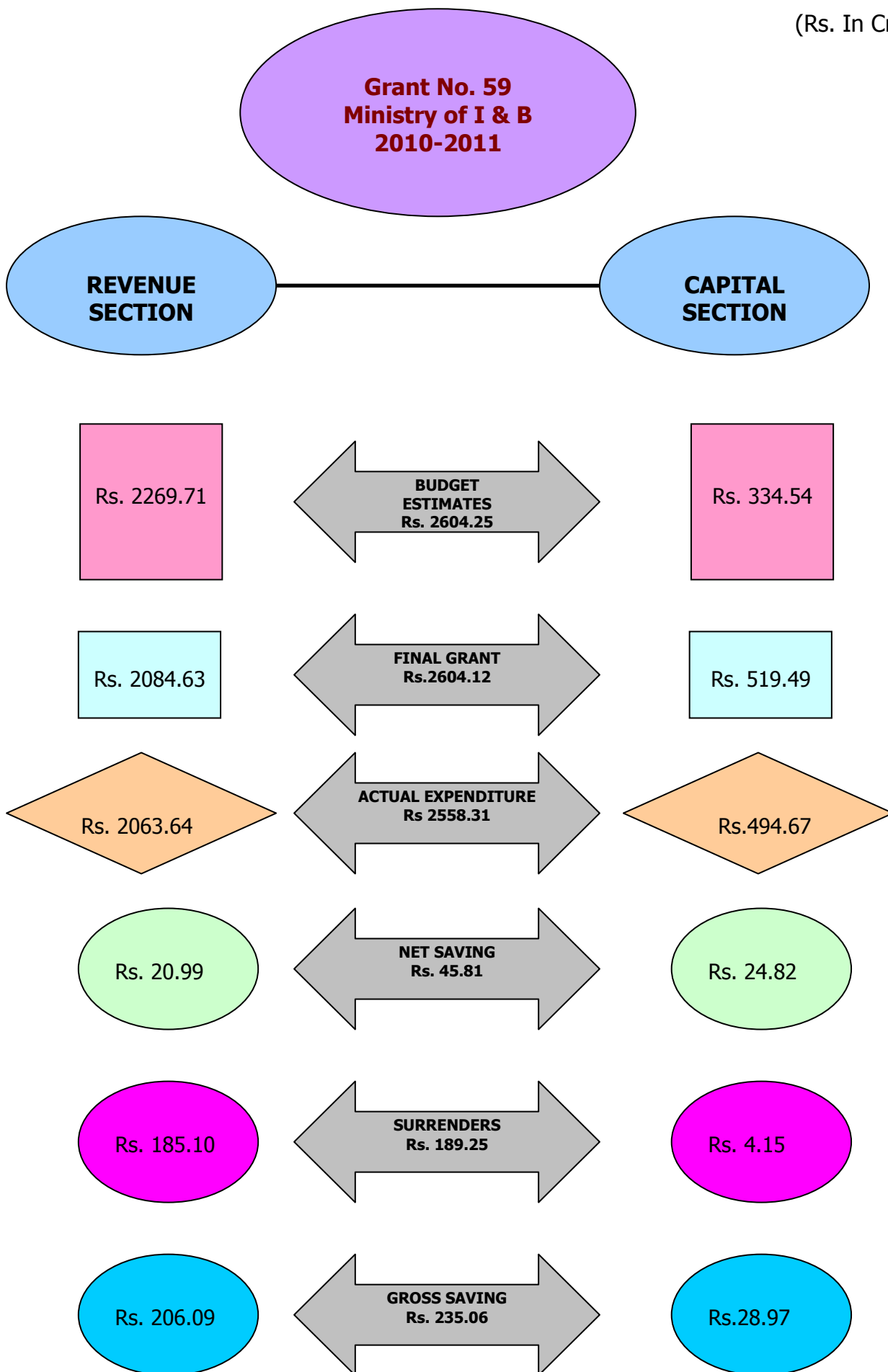
Financial year 2010-2011

Revenue Section

(Rs. In crore)

Grant No.	Plan Expenditure	Non-Plan Expenditure
59	306.24	1757.40

(Rs. In Crores)



Grant No. 59

Major Head-Wise Expenditure during 2010-2011

(In thousand of Rupees)

Head	Total Grant or Appropriation	Actual Expenditure	Excess + Saving -
Secretariat			
Major Head "2251"			
O. 55,05,00			
R. -17,01			
<u>Charged</u>	54,87,99	53,49,57	- 138,42
<u>O.</u> 3,00			
<u>R.</u> - 3,00	--	--	--
Major Head "2205"			
Art and Culture			
O. 7,00,00			
R. 17,30	7,17,30	5,88,21	-129,09
Major Head "2220"			
Information & Publicity			
O. 422,37,00			
S. 2,00			
R. 13,95,47	436,34,47	426,03,39	-10,31,08
Major head "2221"			
Broadcasting			
O. 1757,14,00			
R. - 170,91,00	1586,23,00	1578,23,00	- 8,00,00
CAPITAL SECTION			
Major Head "4220"			
Capital outlay on Information & Publicity			
O. 65,56,00			
S. 17,66,00			
R. - 3,64,85	79,57,15	78,75,39	-81,76
Major Head "6221"			
Loans to Prasar Bharati			
O. 2,27,48,00			
S. 1,62,16,00			
R. 50,28,00	439,92,00	415,92,00	-24,00,00

The details of Expenditure incurred by other Ministries/ Departments on behalf of Ministry of Information and Broadcasting during 2010-11.

[In thousands of Rupees]

Ministry / Department	Major Head / Minor Head	Amount
Ministry of Urban Development	2220 - Information & Publicity 01.105 - Production of Films 01 - Films Division [Non Plan]	355
-do-	2220 – Information & Publicity 60 – Others 103 – Press Information Services 01 – Press Information Bureau [Non Plan]	2834
-do-	2251 – Secretariat – Social Services 00.090 – Secretariat 05 – M/o Information & Broadcasting [Non Plan]	340
-do-	4220 - Capital Outlay on Information and Publicity 01 - Films 052 - Machinery & Equipment 05 – Acquisition of Equipment for CBFC (Plan)	868
	TOTAL	4397

Source : Annual Expenditure Statement of Agent Ministry 2010-11.

Trend of Sectoral Analysis of Expenditure

[Rs. in crore]

Particulars	2008-09			2009-10			2010-11		
	Plan	Non-Plan	Total	Plan	Non-Plan	Total	Plan	Non-Plan	Total
Revenue Account									
General Service	0.24	257.65	257.89	2.82	333.57	336.57	2.15	400.57	402.72
Social Service	341.82	1452.04	1793.86	489.57	1608.21	2097.78	428.91	1766.14	2195.05
Economic Service	102.25	4.77	107.02	109.41	5.88	115.29	148.92	6.33	155.25
Grant-in-aid & Contribution	0	2.21	2.21	0	4.00	4.00	-	.02	.02
Total	444.31	1716.67	2160.98	601.80	1951.66	2553.45	579.98	2173.06	2753.04
Capital Account									
General Service	-	0.20	.20	-	5.00	5.00	.08	11.35	11.43
Social Service	13.07	-	13.07	35.06	-	35.06	78.67	-	78.67
Economic Service	0.13	-	0.13	0.09	-	0.09	.01	5.50	5.51
Loans & Advances	238.31	0.76	239.07	134.85	0.79	135.64	415.92	.86	416.78
Total	251.51	0.96	252.47	200.59	5.79	175.79	494.68	17.71	512.39

Note : Based on SCT figures.

GRANT NO. 59

Monthly Flow Of Expenditure 2010-2011

(Rupees in crore)

Month	Plan Expenditure	Non-plan Expenditure	Total Expenditure
April	.23	32.41	32.64
May	7.98	263.02	271.00
June	83.77	140.81	224.58
July	28.28	35.93	64.21
August	114.90	374.17	489.07
September	364.73	28.72	393.45
October	33.85	32.55	66.40
November	11.00	24.13	35.13
December	22.15	378.72	400.87
January	61.56	35.15	96.71
February	10.27	28.38	38.65
March	62.19	383.41	445.60
Total	800.91	1757.40	2558.31

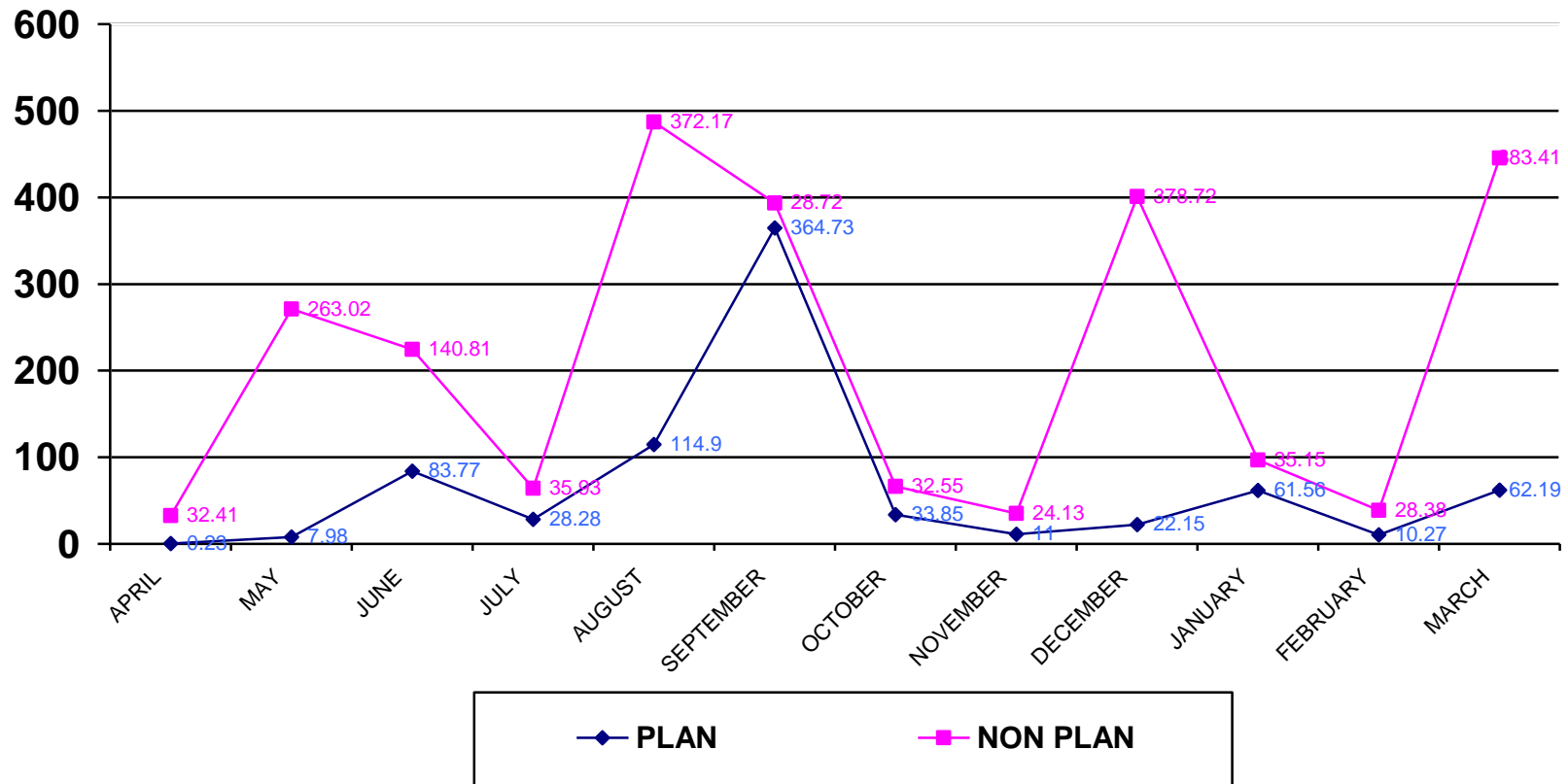
Note : Figures as per Monthly Accounts of the respective months.

For Graphical Representation see Graph No. 3

GRAPH NO.3

MONTHLY FLOW OF EXPENDITURE DURING 2010-2011

(Rs. In Crores)



Chapter-5

Analysis Of Receipts 2010-2011

Tax Revenue consists of Corporation tax, Income tax and other taxes on Income and Expenditure. Non-tax Revenue consists of Interest Receipts and other commercial receipts from Films, AIR and Television. The major contribution towards revenue receipts were from non-tax revenue receipts, Under Capital section the receipts were primarily from the refund of installments of Loans and Advances to the Public sectors, Government servants and others. The details of these receipts, and the trends are presented in tabular and graphical format below:

Statement Indicating Details of Revenue Receipts

(Rupees in crore)

Revenue Account	Receipts
0220-Information & Publicity	
0220.01.102 -Receipt from Departmentally Produced films	5.09
0220.01.800- Other receipts	0.72
Total-Films	5.81
0220 Information & Publicity :	
1) Other receipts(receipts from FM channel)	49.52
2) Receipts from Advertising & Visual publicity	0.30
3) Employment News	55.50
4) Receipts from other Publications	7.31
5) Other Receipts	151.13
Total-Others	263.76
Total-Information & Publicity	269.57
0221-Broadcasting	
0221.01-Sound Broadcasting	
0221.01.800- Other Receipt	--
Total-Sound Broadcasting	--
0221.02-Television	
0221.02.102-Receipt from Journals	--
0221.02.800-Other Receipts	--
Total-Television	--
Total-Broadcasting	--
0235-Social Security & Welfare	0.0003
0250-Other Social Services	0.0011

Head-Wise Breakup of Total Receipts of 2010-2011

(Rupees in lakhs)

Head of Revenue	Actual Receipts
Receipt Head (Revenue Account)	
A. Tax Revenue	
0020 Corporation tax	--
0021 Taxes on Income other than corporation tax	1458.88
Total Tax Revenue	1458.88
B. Non-Tax Revenue	
0049 Interest Receipts	190.60
0050 Dividends and Profits	28.61
0070 Other Administrative Services	.06
0071 Contribution and Recoveries towards Pension & other Retirement	13062.45
0075 Misc. General Services	.46
0202 Education, Sports, Art & Culture	742.76
0210 Medical and Public Health	363.08
0216 Housing	108.00
0220 Information & Publicity	26956.72
0221 Broadcasting	--
0235 Social Security and Welfare	.03
0250 Other Social services	.11
Total Non-Tax Revenue	41452.88
Total - Receipt (Tax + Non-tax Revenue)	42911.76
Capital Accounts	
7610-Loan to Govt. Servant	261.09
Receipt Heads (Capital Accounts)	261.09

Receipts Over The Year 2003-2011

(Rs. in crores)

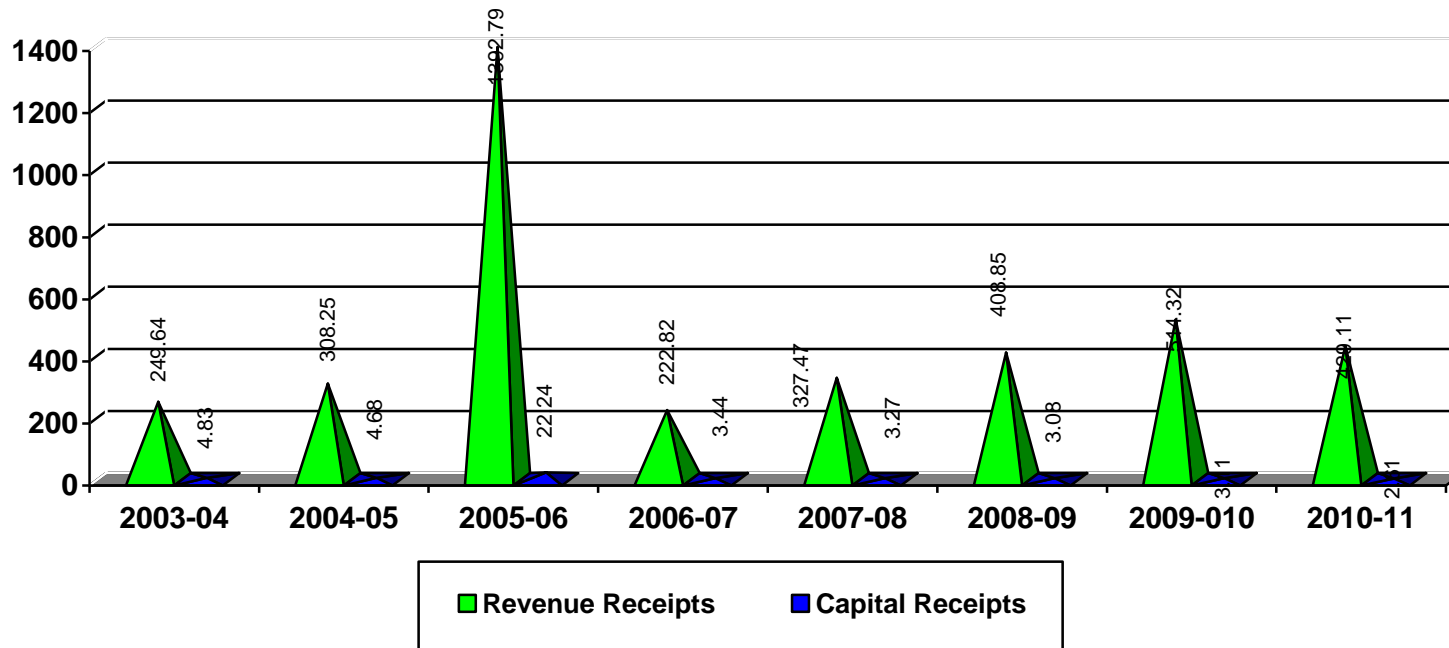
YEAR	REVENUE RECEIPTS	CAPITAL RECEIPTS	TOTAL
2003-2004	249.64	4.83	254.47
2004-2005	308.25	4.68	312.93
2005-2006	1392.79	22.24	1415.03
2006-2007	222.82	3.44	226.26
2007-2008	327.47	3.27	330.74
2008-2009	408.85	3.08	411.93
2009-2010	514.32	3.11	517.43
2010-2011	429.11	2.61	431.72

For Graphical Representation see Graph No. 4

GRAPH NO.4

RECEIPTS OVER THE YEAR 2003-2011

(Rs. In Crores)



Trend of Total Receipts
(Consolidated Fund of India)

(Rs. in crores)

	2003-04	2004-05	2005-06	2006-07	2007-08	2008-09	2009-10	2010-11
Revenue Receipts	249.64	308.25	1392.79	222.82	327.47	408.85	514.32	429.11
TOTAL	249.64	308.25	1392.79	222.82	327.47	408.85	514.32	429.11
% Increase/decrease Over Previous Year	11.24	23.48	351.83	- 84.00	48.4	24.85	25.80	-16.57
Capital Receipts	0.31	0.29	--	--	-	-	-	-
Public Sector Undertakings Government Servant	4.52	4.39	22.24	3.44	3.27	3.08	3.11	2.61
TOTAL	4.83	4.68	22.24	3.44	3.27	3.08	3.11	2.61
% Increase/Decrease Over Previous Year	1.68	-3.11	375.21	- 85	-5.23	-62.13	.96	-16.07
GRAND TOTAL	254.47	312.93	1415.03	226.26	330.74	411.93	517.43	431.72
Overall % Increase	11.04	22.97	352.19	- 84.01	47.6	24.55	25.61	-16.56

MAJOR SOURCE OF REVENUE RECEIPTS

(Rs. in crores)

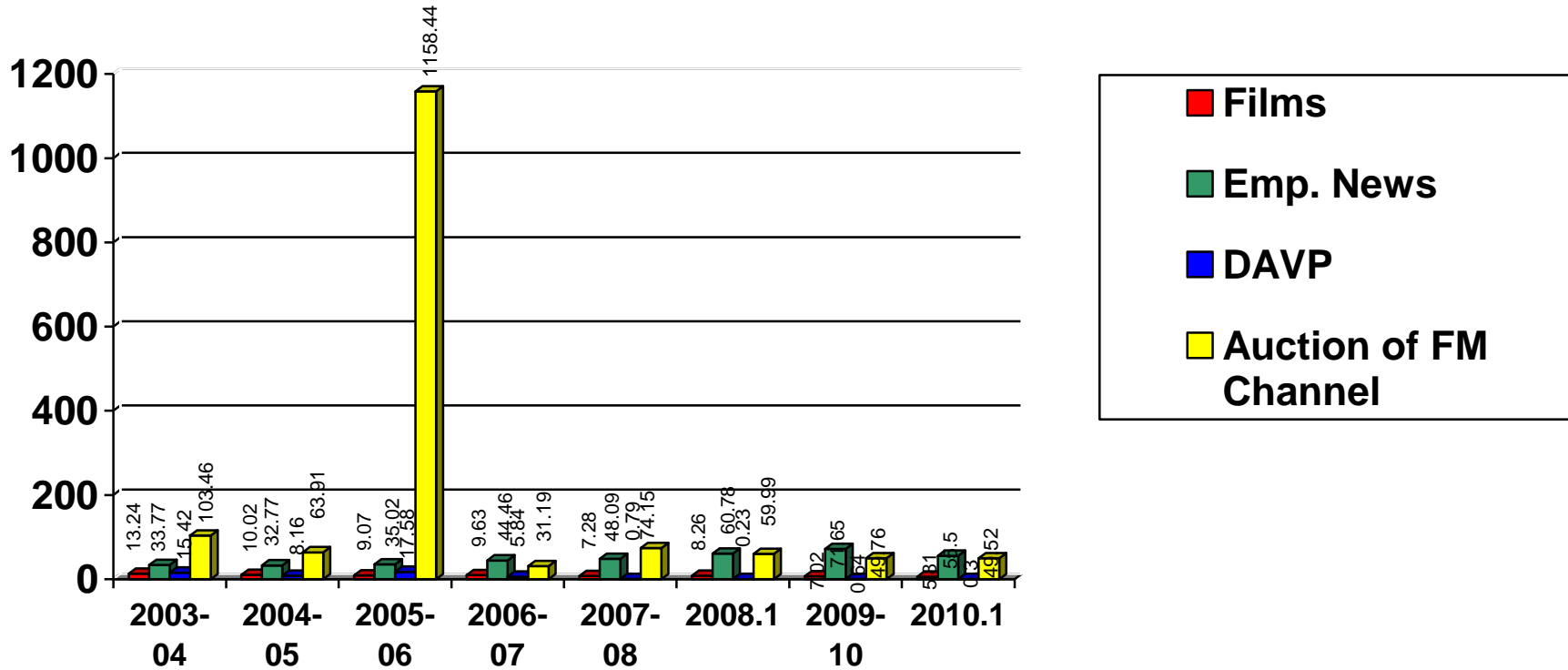
YEAR	FILMS	EMPL. NEWS	DAVP	Auction of FM Channel
2002-2003	12.31	30.80	8.68	105.46
2003-2004	13.24	33.77	15.42	103.46
2004-2005	10.02	32.77	8.16	63.91
2005-2006	9.07	35.02	17.58	1158.44
2006-2007	9.63	44.46	5.84	31.19
2007-2008	7.28	48.09	0.79	74.15
2008-2009	8.26	60.78	0.23	59.99
2009-2010	7.02	71.65	0.64	49.76
2010-2011	5.81	55.50	.30	49.52

For Graphical Representation see Graph No. 5

GRAPH NO.5

Major Sources of Revenue Receipts

(Rs. In Crores)



**Grants in Aid to Various Organizations Under
Ministry Of Information and Broadcasting**

(Rs. in lakh)

Name of the Agency	2008-2009		2009-2010		2010-2011	
	Plan	N. Plan	Plan	N. Plan	Plan	N. Plan
Press Council of India	-	316.04	-	456.00		489.00
I.I.M.C	-	460.30	20.00	785.00	70.00	717.00
Children Film Society	400.00	97.00	400.00	175.00	400.00	153.11
S.R.F.T.I., Kolkata	400.00	521.00	425.00	600.00	700.00	618.00
F.T.I.I., Pune	544.00	932.67	935.00	1294.00	700.00	1444.00

Designed & Printed by:
STAFF MEMBERS OF BUDGET & ACCOUNTS
PRINCIPAL ACCOUNTS OFFICE
MINISTRY OF INFORMATION & BROADCASTING